



**Proposed Boundary Changes**

 Removing from Kingswood  
Boundary for new School Opening

Map produced 11/27/2018  
Dysart Unified School District



**Asante Preparatory Academy**

Current Enrollment: 0  
 Facility Utilization: 0%  
 Full Capacity: 1210\*

K8 Students in Selected Area: 234  
 187 attend KGWES. Also there are 65 north of DUSD.

3-Year Enrollment Forecast: 780  
 5-Year Enrollment Forecast: 1230

Capacities and Forecasts rounded to nearest 10  
 \* 110% of design capacity, existing portable capacity added

# Kingswood Elementary

Current Enrollment: 611

Facility Utilization: 59%

Full Capacity: 1160\*

K8 Students in Selected Area: 536

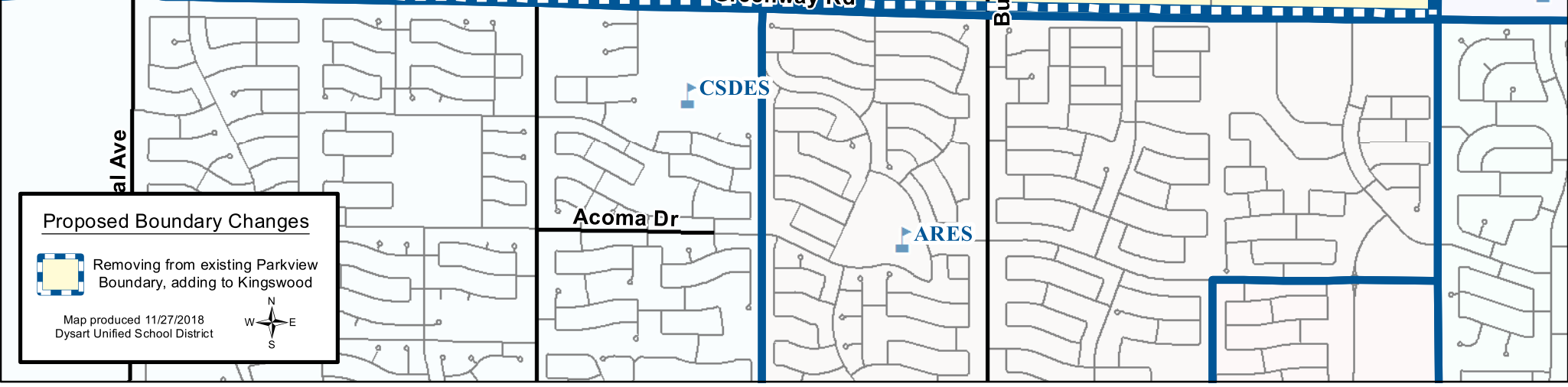
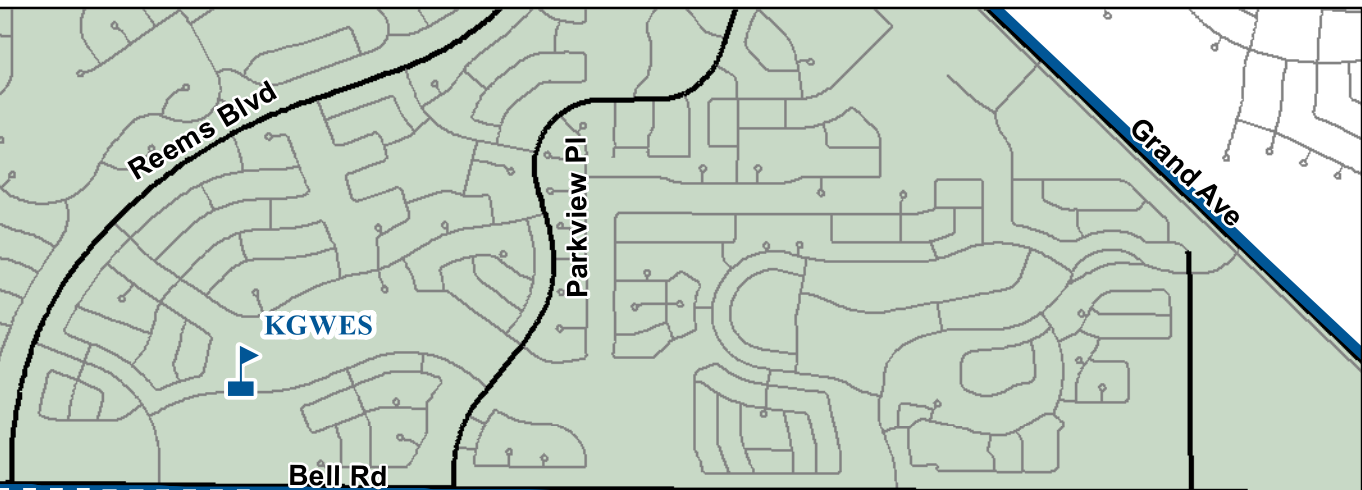
387 of these attend Parkview, 18 attend Kingswood

3-Year Enrollment Forecast: 830


5-Year Enrollment Forecast: 810

Capacities and Forecasts rounded to nearest 10

\* 110% of design capacity, existing portable capacity added



## Proposed Boundary Changes

 Removing from existing Parkview Boundary, adding to Kingswood

Map produced 11/27/2018  
Dysart Unified School District



# West Point Elementary

Current Enrollment: 690

Facility Utilization: 75%

Full Capacity: 1100\*

K8 Students in Selected Area: 265

157 of these attend Parkview, 43 attend West Point

3-Year Enrollment Forecast: 850

5-Year Enrollment Forecast: 830

Capacities and Forecasts rounded to nearest 10

\* 110% of design capacity, existing portable capacity added



Greenway Rd

Litchfield Rd


Litchfield Manor

Roseview

Dysart Rd

Waddell Rd

## Proposed Boundary Changes

 Removing from existing Parkview Boundary, adding to West Point

Map produced 11/27/2018  
Dysart Unified School District



# Rancho Gabriela Elementary

Current Enrollment: 756

Facility Utilization: 77%

Full Capacity: 1230\*

K8 Students in Selected Area: 41

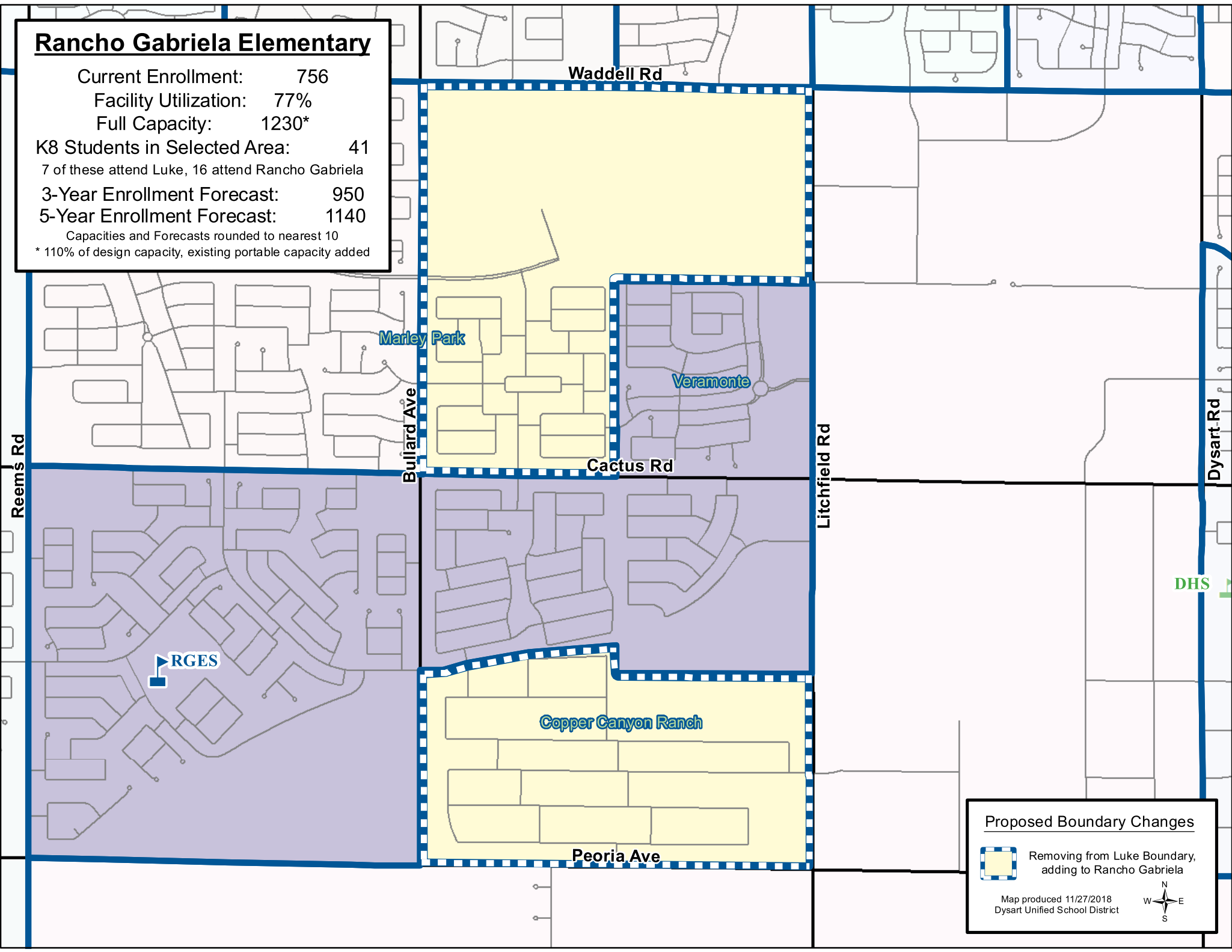
7 of these attend Luke, 16 attend Rancho Gabriela

3-Year Enrollment Forecast: 950


5-Year Enrollment Forecast: 1140

Capacities and Forecasts rounded to nearest 10

\* 110% of design capacity, existing portable capacity added




## Proposed Boundary Changes

 Removing from Luke Boundary, adding to Rancho Gabriela

Map produced 11/27/2018  
Dysart Unified School District



**Proposed Boundary Changes**

 Removing from Luke Boundary, adding to Mountain View

Map produced 11/27/2018  
Dysart Unified School District



PERRYVILLE RD

Cortessa

MVES

Olive Ave

White Tank Foothills

Citrus Rd

Granite Vista

Cotton Ln

Loop 303 Fwy

NORTHERN PA

Northern Ave

Sarival Ave

**Mountain View Elementary**

Current Enrollment: 874  
Facility Utilization: 84%  
Full Capacity: 1340\*

K8 Students in Selected Area: 24  
6 of these attend Luke, 17 attend Mountain View

3-Year Enrollment Forecast: 1150  
5-Year Enrollment Forecast: 1430

Capacities and Forecasts rounded to nearest 10

\* 110% of design capacity, existing portable capacity added

# Luke Elementary

Current Enrollment: 768

Facility Utilization: 75%

Full Capacity: 1210\*

K8 Students in Selected Area: 65

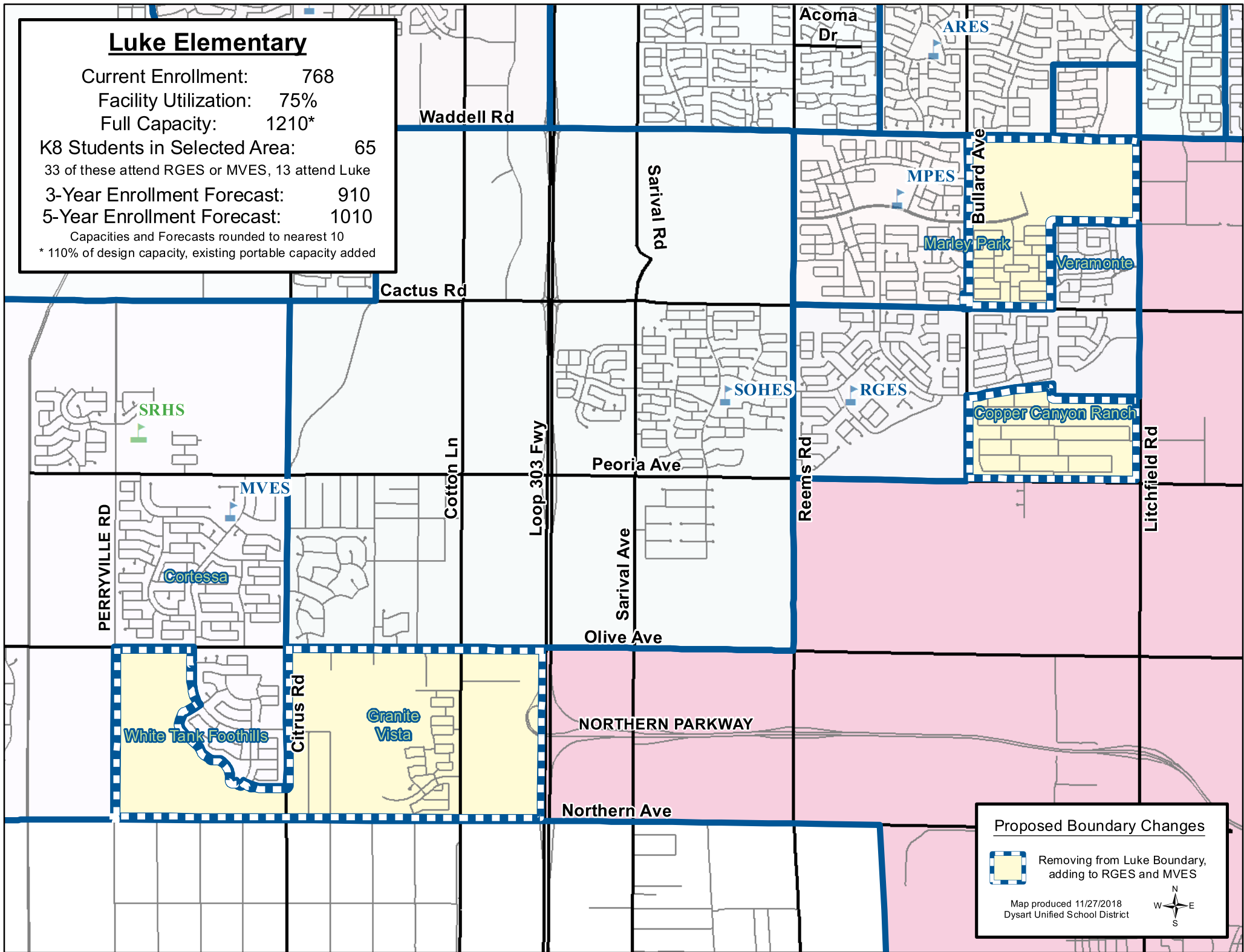
33 of these attend RGES or MVES, 13 attend Luke

3-Year Enrollment Forecast: 910


5-Year Enrollment Forecast: 1010

Capacities and Forecasts rounded to nearest 10

\* 110% of design capacity, existing portable capacity added



**Proposed Boundary Changes**

 Removing from Luke Boundary, adding to RGES and MVES

Map produced 11/27/2018  
Dysart Unified School District

